



2025

# SILVERADO EV WT



Shown with equipment from independent suppliers not covered by the GM New Vehicle Limited Warranty. GM is not responsible for the safety or quality of independent supplier alterations.

[gmenvolve.com](https://gmenvolve.com)



## About This Publication

This catalog is not updated during the model year and should not be used for ordering purposes. It is intended as a source of basic information. All illustrations and specifications in this literature are based on the latest product information available at the time of publication. General Motors reserves the right to make changes at any time without notice. For further details, consult your local dealer.

Care must be taken during customer installation of equipment and wiring to ensure that all holes drilled in the body are corrosion protected, properly sealed and that vehicle wiring harnesses, piping or other components have not been displaced or damaged. Aftermarket equipment installers must be mindful of applicable Federal Motor Vehicle Safety Standards. This information can be obtained directly from the National Highway Traffic Safety Administration. Adding non-dealer accessories or making modifications to the vehicle can affect vehicle performance, aerodynamics, and overall top speed. Please return all vehicles to factory condition and settings upon decommissioning to prevent civilians from using these new 2025 calibrations, lighting and other features intended only for and emergency customers. Wiring connection or splice changes are to be removed before the vehicle is returned to civilian use.

These vehicles are equipped with an airbag system. The airbag system in your vehicle includes frontal driver and front outboard passenger airbags, front seat back side impact airbags and roof rail mounted head-curtain airbags. Customer installed equipment such as security barriers behind the front seats should not be mounted so that the barrier ends are within the side airbag deployment zones. The sensors and other components for the airbag system must not be relocated to accommodate the installation of customer furnished equipment; please refer to the service manual for sensor and other component locations. For information concerning instrument panel top pad mounted equipment and airbag system deployment zones, see the airbag information section in this catalog and the vehicle owners manual.

A note about vehicle alterations by independent suppliers: This catalog shows pictures of vehicles that have been altered or upfitted with equipment or components supplied to Chevrolet or its dealers by independent suppliers. GM is not responsible for the safety or quality of design features, materials or workmanship of any alterations by third parties.

# INDEX

## 2025 SILVERADO EV WT

- **STANDARD FEATURES**
- **OPTIONAL EQUIPMENT**
- **COLORS & CARGO LOAD LIMITS**
- **SPECIFICATIONS & EMISSIONS**
- **DIMENSIONS**
- **OUTLETS AND SENSOR LOCATIONS**
- **UPFITTER POWER AND WIRING INFORMATION**
- **FEATURE HIGHLIGHTS**
- **NO DRILL / NO CUT ZONES**
- **AIRBAG DIMENSIONS and FAQ**
- **OnStar® OPTIONS**
- **MAINTENANCE AND LIMITED WARRANTY**



Shown with RST wheels not available on WT.



## KEY STANDARD FEATURES

### SAFETY + SECURITY

- **Adaptive Cruise Control<sup>1</sup>**
- **Blind Zone Steering Assist<sup>1</sup>**
- **Buckle to Drive<sup>1</sup>**
- **Enhanced Automatic Emergency Braking<sup>1</sup>**
- **Following Distance Indicator<sup>1</sup>**
- **Forward Collision Alert<sup>1</sup>**
- **Front Pedestrian Braking with Bicyclist Detection<sup>1</sup>**
- **HD Surround Vision<sup>1</sup>**
- **IntelliBeam auto high beam control<sup>1</sup>**
- **Intersection Automatic Emergency Braking<sup>1</sup>**
- **Lane Keep Assist with Lane Departure Warning<sup>1</sup>**
- **LED Reflective Windshield Collision Alert**
- **Rear Cross Traffic Braking<sup>1</sup>**
- **Rear Pedestrian Alert<sup>1</sup>**
- **Reverse Automatic Braking<sup>1</sup>**
- **Safety Alert Seat<sup>1</sup>**
- **Side Bicyclist Alert<sup>1</sup>**
- **Speed Limit Assist<sup>1</sup>** (Vehicles built before Oct. 15, 2024)
- **Tire Pressure Monitoring System (excludes spare tire)**
- **Traffic Sign Recognition<sup>1</sup>**

### PERFORMANCE

- **Electronic 4WD Drive system with 2 motors (1 front and 1 rear) with performance torque vectoring electric drive unit.**
- **4-wheel antilock disc brakes with regenerative Duralife™ brake rotors**
- **Dual Level Charge Cord, 120- and 240-volt capability**
- **At-home Level 2 (AC) charge rates up to 19.2 kW<sup>2</sup>**
- **DC fast charging for public charging rates up to 350 kW<sup>3</sup>**
- **Electronic Precision Shift with Low selection for One-Pedal Driving<sup>4</sup> capability**
- **Driver Mode Selector**
- **Regen on Demand™<sup>5</sup>**
- **StabiliTrak**
- **Tow/Haul Mode**

### PRODUCTIVITY + DRIVE EXPERIENCE

- **Available Wi-Fi® Hotspot<sup>6</sup>**
- **4-way manual driver and front passenger seat**
- **8-inch diagonal Driver Information Center**
- **AC Offboarding Power (5WT, 8WT) 10.2 kW with capability**
- **60/40 rear folding bench seat**
- **120-volt power outlets, bed-mounted (4)**
- **240-volt power outlet, bed-mounted (5WT, 8WT)**
- **Assist Steps, Black**
- **Dual-zone automatic climate control**
- **eTrunk™, lit, lockable and weather-proof compartment with 110-volt outlet (5WT/8WT), cargo tie-downs and drain holes**
- **EZ-Lift and Lower Tailgate**
- **Google<sup>7</sup> built-in infotainment experience with 11.3-inch diagonal advanced color LED display**
- **Heated, power-adjustable and power-folding, black outside rearview mirrors**
- **LED Daytime Running Lamps**
- **LED Cargo Area Lighting with switch on instrument panel**
- **LED headlamps and taillamps**
- **OnStar® Connected<sup>8</sup>**
- **Power tilt/telescoping steering column**
- **Power windows with Express-Down on all**
- **Remote Keyless Entry**
- **Remote Start**
- **Available SiriusXM®<sup>9</sup>**
- **USB rear, dual, Type-C charge-only port<sup>10</sup> (1)**
- **USB ports<sup>10</sup> (4)**
- **Wireless Apple CarPlay<sup>11</sup>/Android Auto™<sup>12</sup> capable**

1. Safety or driver assistance features are no substitute for the driver's responsibility to operate the vehicle in a safe manner. Read the vehicle's Owner's Manual for important safety and driver assistance feature limitations and information. 2. Actual charge times will vary based on battery starting state of charge, battery condition, output of charger, vehicle settings and outside temperature. See the vehicle's Owner's Manual for additional limitations. 3. Requires public DC Fast Charger. Actual charge times will vary based on battery starting state of charge, battery condition, output of charger, vehicle settings and outside temperature. See the vehicle Owner's Manual for additional limitations. 4. Feature may be limited when the battery temperatures are extremely cold or hot or when battery is near full charge. Always use the brake pedal when you need to stop immediately. See Owner's Manual for details. 5. Feature may be limited when the battery temperatures are extremely cold or hot or when battery is near full charge. See Owner's Manual for details. 6. Service varies with conditions and location. Requires active service plan and paid AT&T data plan. Services enabled by connected services are subject to change. See onstar.com for details and limitations. 7. Google built-in services are subject to limitations and availability may vary by vehicle, infotainment system and location. Select service plan required. Certain Google actions and functionality may require account linking. User terms and privacy statements apply. Google, Google Play, and Google Maps are trademarks of Google LLC. 8. Connected services vary by vehicle model and require active service plan, network compatibility, working electrical system, cell reception and GPS signal. Services enabled by connected services are subject to change. Does not include emergency or security services. See onstar.com for details and limitations. 9. If you decide to continue service after your trial, your selected subscription plan will automatically renew thereafter. You will be charged at then-current rates. Fees and taxes apply. To cancel, you must call SiriusXM at 1-866-635-2349. See SiriusXM Customer Agreement for complete terms at siriusxm.com. Some features, including streaming content and listening recommendations, require GM connected vehicle services. All fees and programming subject to change. ©2022 SiriusXM Radio Inc. All rights reserved. 10. Not compatible with all devices. 11. Vehicle user interface is a product of Apple and its terms and privacy statements apply. Requires compatible iPhone and data plan rates apply. Apple CarPlay is a trademark of Apple Inc. Siri, iPhone and Apple Music are trademarks of Apple Inc, registered in the U.S. and other countries. 12. Vehicle user interface is a product of Google and its terms and privacy statements apply. To use Android Auto on your car display, you'll need an Android phone running Android 6 or higher, an active data plan, and the Android Auto app. Google, Android and Android Auto are trademarks of Google LLC.

## STANDARD INTERIOR FEATURES

<b>AIR FILTER</b>	Pollutant.
<b>AIR VENTS</b>	Rear, heating/cooling.
<b>AIR CONDITIONING</b>	Dual-zone automatic climate control. Low GWP Refrigerant.
<b>ALARM</b>	Remote panic.
<b>CENTER CONSOLE</b>	Floor-mounted, 4 cup holders, USB Type-C Charge/Data ports (2), Auxiliary and 120V Power Outlet.
<b>DEFOGGER</b>	Rear-window electric.
<b>DOOR LOCKS</b>	Front power. Rear child security lock, manual child lock system (rear door latch).
<b>DRIVER INFORMATION CENTER</b>	8" diagonal fully digital color display.
<b>FLOOR COVERING</b>	All-weather vinyl flooring.
<b>INFOTAINMENT SYSTEM<sup>2</sup></b>	11.3" diagonal advanced color LCD display with Google built-in (select service plan required, terms and limitations apply), including navigation capability, connected apps, personalized profiles for each driver's settings. Audio system features a 6-speaker system with Natural Voice Recognition and Phone Integration for Wireless Apple CarPlay and Wireless Android Auto for compatible phones.
<b>KEYLESS OPEN AND START</b>	Extended Range Remote Keyless Entry. Press brake and shift into gear to start. Vehicle may be started if the Key Fob battery is depleted or due to wireless interference, vehicle may be unlocked using the mechanical key.
<b>MAP POCKET</b>	Front passenger seatback.
<b>MIRROR</b>	Inside rearview manual day/night.
<b>OFFBOARDING POWER</b>	7.2 kW, split phase, AC power (5WT, 8WT only). Not available on 2WT."
<b>ONSTAR</b>	Includes OnStar Connected Plan and Chevrolet connected services capable. Service varies with conditions and location. Requires active OnStar service and paid AT&T data plan. Visit onstar.com for details and limitations. OnStar services require vehicle electrical system (including battery), wireless service and GPS satellite signals to be available and operating for features to function properly. OnStar acts as a link to existing emergency service providers. Subscription Service Agreement required. Call 1.888.4ONSTAR (1-888-466-7827) or visit onstar.com for OnStar Terms and Conditions, Privacy Policy, details and system limitations. Terms and limitations apply. See onstar.com or dealer for details.
<b>POWER OUTLETS</b>	(1) 12-volt in front console. (1) 120 volt on back of floor console. (1) 110-volt in the eTrunk (2WT, 5WT, 8WT). (1) 240-volt and (4) 120-volt Bed mounted (5WT & 8WT only).
<b>REMOTE VEHICLE STARTER</b>	For pre-conditioning vehicle. Key Fob activated.
<b>SEATS</b>	Front buckets, Driver and Front passenger 4-way manual. Rear 60/40 folding bench
<b>SENSOR</b>	Cabin humidity and windshield temperature.
<b>STEERING COLUMN</b>	Power tilt and telescopic.
<b>STEERING WHEEL</b>	Urethane with audio controls.
<b>SIRIUSXM RADIO<sup>2</sup></b>	Includes Platinum Plan trial subscription with over 150 channels including commercial-free music, plus sports, news and entertainment. Plus listening on the SiriusXM app, online and at home on compatible connected devices is included. The SiriusXM radio trial package is not provided on vehicles that are ordered for Fleet Daily Rental ("FDR") use. If you decide to continue service after your trial, the subscription plan you choose will automatically renew thereafter and you will be charged according to your chosen payment method at then-current rates. Fees and taxes apply. See the SiriusXM customer Agreement at <a href="http://www.siriusxm.com">www.siriusxm.com</a> for complete terms and how to cancel. All fees, content, features and availability are subject to change.
<b>TIRE PRESSURE MONITORING</b>	Auto learn, includes Tire Fill Alert (does not apply to spare tire).
<b>THEFT-DETERRENT SYSTEM</b>	Unauthorized entry detection.
<b>USB PORTS</b>	(2) Type-C Charge/Data ports located on floor console. Rear, dual, charge-only.
<b>WINDOWS</b>	Remote express-down, front and rear door windows.
<b>WI-FI<sup>2</sup></b>	Hotspot capable. Terms and limitations apply. See onstar.com or dealer for details. Not compatible with all devices. Functionality varies by model. Full functionality requires compatible Bluetooth and smartphone, and USB connectivity for some devices.
<b>WIRELESS PHONE PROJECTION<sup>2</sup></b>	For Apple CarPlay and Android Auto. Functionality varies by model. Full functionality requires compatible Bluetooth and smartphone, and USB connectivity for some devices.
<b>WT CONVENIENCE PACKAGE</b>	Includes (UBI) rear USB ports, (KI6) 120-volt power outlet and (KPB) eTrunk 110-volt power outlet. 5WT and 8WT only. Not available on 2WT.
<b>WT SELECT PACKAGE</b>	Includes (KV7) Offboarding Power, (K28) 11.5 kW high-voltage Charging Module and (ZL6) Trailer Integration Package. Not available with optional (XTK) WT Plus Package. Available only on 5WT. Not available on 2WT or 8WT.
<b>WT PLUS PACKAGE</b>	Includes (K20) 19.2 kW high-voltage Charging Module. Not available with optional (XTJ) WT Select Package. Standard on 8WT, Optional on 5WT, Not available on 2WT.

**1.** Safety or driver assistance features are no substitute for the driver's responsibility to operate the vehicle in a safe manner. Read the vehicle's Owner's Manual for important safety and driver assistance feature limitations and information. **2.** Functionality varies by model. Full functionality requires compatible Bluetooth and smartphone, and USB connectivity for some devices. Go to [<https://my.CHEVROLET.com/learnAbout/bluetooth>] to find out which phones are compatible with the vehicle. Full Bluetooth feature functionality varies by device, model, and software version.

## STANDARD EXTERIOR FEATURES

<b>ASSIST STEPS</b>	Black, wheel to wheel.
<b>BED</b>	5 ft 11 inches.
<b>DOOR HANDLES</b>	Body-color
<b>eTRUNK</b>	Lockable weather-proof and lit compartment with 120 volt outlet, cargo tiedowns and drain holes.
<b>GLASS</b>	Deep-tinted, rear door and rear cab.
<b>HEADLAMPS</b>	LED, with LED Daytime Running Lamps.
<b>JACK</b>	Mechanical, with tools located in the eTrunk.
<b>LICENSE PLATE BRACKET</b>	Front mounting package. Will be forced on orders with ship-to states that require a front license plate.
<b>LED CARGO AREA LIGHTING</b>	Located in cargo bed activated with switch on instrument panel.
<b>MIRRORS</b>	Outside heated power-adjustable.
<b>MIRROR CAPS</b>	Painted Black.
<b>PROTECTOR FILM</b>	Paint protection.
<b>SHUTTERS</b>	Front upper and lower grille, active.
<b>TAILGATE</b>	Manual with EZ Lift. Locking. Black composite inner panel.
<b>TAIL LAMPS</b>	LED.
<b>TIRES</b>	LT265/70R18, all-season blackwall .
<b>TIRE, SPARE</b>	LT225/65R18, all-season blackwall.
<b>WHEELS</b>	18" X 8.5" (45.7 cm x 21.6 cm), high gloss Black painted aluminum.
<b>WHEEL, SPARE</b>	18" X 8.0" (45.7 cm x 20.3 cm), steel.
<b>WINDOWS</b>	Front side, solar absorbing. Rear side, solar absorbing, privacy tinting.

## STANDARD MECHANICAL FEATURES

<b>STANDARD BATTERY</b>	2WT.
<b>EXTENDED RANGE BATTERY</b>	5WT. Up to 510 hp and 580 lb-ft of torque in Tow/Haul Mode.
<b>MAX RANGE BATTERY</b>	8WT. Up to 510 hp and 580 lb-ft of torque in Tow/Haul Mode.
<b>BRAKES</b>	17" front and rear sliding caliper disc with DURALIFE rotors with regenerative capability. 4 wheel disc and 4-wheel antilock braking.
<b>BRAKE ROTOR</b>	FNC
<b>CHARGING MODULE</b>	19.2 kW high-voltage. Only Standard on 8WT Max. Range. See Optional Mechanical Features for 5WT Extended Range Optional 19.2 kW.
<b>CHARGING MODULE</b>	11.5 kW high-voltage. Standard on 2WT and 5WT. See Optional Mechanical Features for 5WT 19.2 kW module.
<b>CHASSIS</b>	Dual Motor e4WD
<b>DC FAST CHARGING</b>	400 volt, up to 220 kW on 2WT. 800 volt, up to 300 kW on 5WT. 800 Volt, up to 350 kW on 8WT.
<b>ELECTRONIC PRECISION SHIFT</b>	Electronic transmission range selector with Low selectio for throttle off regenerative braking and one-pedal driving capability.
<b>DRIVE SYSTEM</b>	Performance Torque Vectoring Dual Motor 4WD (Electronic 4WD), 2 motors (1 front and 1 rear electric drive unit). Integrated Inverter on front and rear drive units. Park System on front drive unit.
<b>HITCH GUIDANCE<sup>1</sup></b>	When in Reverse, Hitch Guidance displays a centered guideline on the Rear Vision Camera view to help align your vehicle with the trailer. When driving, it allows you to check your trailer using the Rear Vision Camera view.
<b>STABILITRAK</b>	Stability Control System with Proactive Roll Avoidance and traction control, includes electronic trailer sway control and hill start assist.
<b>SUSPENSION</b>	4-wheel independent suspension with premium ride and handling.
<b>TOW/HAUL MODE</b>	
<b>TRAILER INTEGRATION PACKAGE</b>	Includes Integrated Trailer Brake Controller and Hitch View. Not available on 2WT.
<b>TRANSMISSION</b>	None.
<b>ULTIUM BATTERY</b>	510 hp, 615 ft.lb. of torque..
<b>ULTIUM DRIVE SYSTEM</b>	Performance Torque Vectoring e4WD (Electronic 4WD), 2 motors (1 front & 1 rear electric drive unit).
<b>ULTIUM FRONT DRIVE UNIT</b>	1-motor, Integrated Inverter, Park System.
<b>ULTIUM REAR DRIVE UNIT</b>	1-motor, Integrated Inverter.
<b>POWER INVERTER</b>	400W AC power (2WT). 7.2 kW, AC power (5WT & 8WT). 10.2kW with accessory Power Bar, when equipped with (K2O) 19.2 kW highvoltage Charging Module (5WT & 8WT).

<sup>1</sup> Use Hitch Guidance only to help back the vehicle to a trailer hitch or, when traveling above 12 km/h (8 mph), to briefly check the status of your trailer. Do not use for any other purpose, such as making lane change decisions. Before making a lane change, always check the mirrors and glance over your shoulder. Improper use could result in serious in-jury to you or others.

## STANDARD SAFETY FEATURES

<b>ADAPTIVE CRUISE CONTROL<sup>1</sup></b>	Adaptive Cruise Control allows you to set a cruise control speed and automatically follow a detected vehicle ahead at a driver-selected following gap. If no vehicle is detected in your path, the feature works like regular cruise control. You can always override the feature and take control.
<b>AIRBAGS<sup>2</sup></b>	Frontal airbags for driver and front passenger; Seat-mounted side-impact airbags for driver and front outboard passenger; Head-curtain airbags for front and rear outboard seating positions; Includes front outboard Passenger Sensing System for frontal passenger airbag.
<b>BLIND ZONE STEERING ASSIST<sup>1</sup></b>	Blind Zone Steering Assist can alert you and provide a brief, firm turn of the steering wheel when a potential crash is detected with a moving vehicle in the lane you're entering.
<b>BUCKLE TO DRIVE<sup>2</sup></b>	Prevents vehicle from being shifted out of Park until driver seat belt is fastened; times out after 20 seconds and encourages seat belt use, can be turned on and off in Settings or Teen Driver menu.
<b>ENHANCED AUTOMATIC EMERGENCY BRAKING<sup>1</sup></b>	Enhanced Automatic Parking Assist can automatically steer, brake and shift gears to park your vehicle into a detected parallel or perpendicular parking space while you are in the driver's seat. It can also help you unpark. You must always be prepared to override the feature and take control.
<b>FOLLOWING DISTANCE INDICATOR<sup>1</sup></b>	Following Distance Indicator displays the following time in seconds between your vehicle and a detected vehicle you're following to help you maintain a safe following distance.
<b>FORWARD COLLISION ALERT<sup>1</sup></b>	Forward Collision Alert can warn you if it detects a potential collision with a detected vehicle you're following so you can take action. It can also provide a tailgating alert if you're following a vehicle much too closely
<b>FRONT PEDESTRIAN AND BICYCLIST BRAKING<sup>1</sup></b>	At speeds between 5 and 50 mph, Front Pedestrian and Bicyclist Braking can help you avoid or reduce the severity of a collision with a pedestrian or bicyclist it detects directly in front of you. It provides alerts and can automatically provide hard emergency braking or enhance the driver's hard braking. It has limited nighttime and low visibility performance.
<b>HD SURROUND VISION CAMERA<sup>1</sup></b>	With Trailer View Camera provision. HD Surround Vision provides selectable digital camera views of the area around your vehicle to help you park and avoid vehicles and objects. You can also display a guideline to show where your vehicle is heading.
<b>INTELLIBEAM<sup>1</sup></b>	At speeds above 25 mph, IntelliBeam can automatically turn the vehicle's high beams on and off according to surrounding traffic conditions.
<b>INTERSECTION AUTOMATIC EMERGENCY BRAKING<sup>1</sup></b>	Intersection Automatic Emergency Braking can help you avoid or reduce the severity of an intersection collision with a detected cross-traffic vehicle. It provides alerts and can even automatically provide hard emergency braking or enhance the driver's hard braking.
<b>LANE KEEP ASSIST WITH LANE DEPARTURE WARNING<sup>1</sup></b>	Lane Keep Assist with Lane Departure Warning uses a brief steering wheel turn to alert you when it detects you are unintentionally drifting out of your lane lines. If needed, you may receive additional Lane Departure Warning alerts. System alerts do not occur if you're using your turn signal, or it detects you may be intentionally leaving your lane.
<b>LATCH SYSTEM<sup>2</sup></b>	Lower Anchors and Tethers for CHildren. For installing child restraints seats.
<b>PEDESTRIAN SAFETY SIGNAL<sup>1</sup></b>	Automated external sound generator at low speeds alerts pedestrians of vehicle presence.
<b>REAR CROSS TRAFFIC BRAKING<sup>1</sup></b>	When you're in Reverse, Rear Cross Traffic Braking alerts you and automatically provides hard emergency braking to help prevent a collision with detected vehicles crossing behind you.
<b>REAR PARK ASSIST<sup>1</sup></b>	When in Reverse, Rear Park Assist provides alerts of nearby detected vehicles and objects behind your vehicle to help you park and avoid collisions.
<b>REAR PEDESTRIAN ALERT<sup>1</sup></b>	When you're in Reverse, Rear Pedestrian Alert can alert you to detected pedestrians directly behind your vehicle. It has limited nighttime and low visibility performance.
<b>REVERSE AUTOMATIC BRAKING<sup>1</sup></b>	Reverse Automatic Braking alerts you and/or automatically provides hard emergency braking to help avoid collisions with detected vehicles and objects directly behind you when you're in Reverse.
<b>SAFETY ALERT SEAT<sup>2</sup></b>	Safety Alert Seat uses left-, right- or both-side driver seat vibration pulses to help you detect and identify the direction of potential crashes. You can also switch to beeping crash avoidance alerts."
<b>SEAT BELTS<sup>2</sup></b>	3-way for all positions. Front passenger presence detector. Rear passenger seat belt indicators.
<b>SIDE BICYCLIST ALERT<sup>1</sup></b>	Side Bicyclist Alert alerts you to a detected bicyclist that is approaching a side blind zone. Also, during a brief time after parking, the feature can alert you when a detected bicyclist is approaching so you don't open your door.
<b>SPEED LIMIT ASSIST<sup>1</sup></b>	Speed Limit Assist uses a camera to identify the posted speed limit and automatically adjusts the vehicle's maximum set speed. You can adjust the set speed relative to the system-detected speed limit. This feature works when not using cruise control.
<b>TEEN DRIVER<sup>2</sup></b>	Smartphone app, helps encourage better driving habits for teens by providing a report card through the available smartphone app. It also activates certain safety systems when a Teen Driver-designated Remote Key is used and mutes the radio until the front-seat occupants fasten their seat belts.
<b>TRAFFIC SIGN RECOGNITION<sup>1</sup></b>	Traffic Sign Recognition can display detected speed limit signs in your instrument cluster. The feature can also be set to notify you when you may be speeding or a new sign is detected.

<sup>1</sup> Safety or driver assistance features are no substitute for the driver's responsibility to operate the vehicle in a safe manner. The driver should remain attentive to traffic, surroundings, and road conditions at all times. Visibility, weather, and road conditions may affect feature performance. Read the vehicle's owner's manual for more important feature limitations and information. <sup>2</sup> Always use seat belts and child restraints. Children are safer when properly secured in a rear seat in the appropriate child restraint. See the Owner's Manual for more information.



## OPTIONAL INTERIOR FEATURES

<b>PCK</b>	<b>CARGO SECURITY PACKAGE</b> - Dealer-installed. Includes (S1O) Console-Mounted Safe and (VBJ) Underseat storage.
<b>S1O</b>	<b>CONSOLE-MOUNTED SAFE</b> - Dealer-installed. Included and only available with (PCK) Cargo Security Package.
<b>VBJ</b>	<b>UNDERSEAT STORAGE</b> - Dealer-installed. Included and only available with (PCK) Cargo Security Package.
<b>WH6</b>	<b>eTRUNK VERTICAL CARGO NET</b> - Dealer-installed.
<b>RWU</b>	<b>eTRUNK COLAPSIBLE CARGO ORGANIZER</b> - Dealer-installed.
<b>RYC</b>	<b>ALL-WEATHER ETRUNK MAT</b> - Dealer-installed.
<b>SUR</b>	<b>TRAILER TIRE PRESSURE MONITOR</b> - Dealer-installed.
<b>XTK</b>	<b>WT PLUS PACKAGE</b> - Includes (K20) 19.2 kW high-voltage Charging Module. Not available with optional (XTJ) WT Select Package. Standard on 8WT, Optional on 5WT, Not available on 2WT.

## OPTIONAL EXTERIOR FEATURES

<b>SFW</b>	<b>BACK-UP ALARM CALIBRATION</b> - Allows installation of an aftermarket back-up alarm by disabling rear perimeter lighting.
<b>CGN</b>	<b>BEDLINER, CHEVYTEC SPRAY-ON</b> - Black (does not include spray-on liner on tailgate due to Black composite inner panel).
<b>VGC</b>	<b>PROTECTOR FILM</b> - Paint protector film.
<b>PDI</b>	<b>STOW AND GO PACKAGE</b> - Dealer-installed. Includes (VMK) Cargo Management System Rails, LPO, (VBJ) Underseat storage, LPO and (WH9) Cargo Area Divider-Vertical, LPO. Not available with (PDE) Bed Utility Package, LPO or (PCK) Cargo Security Package.
<b>VPB</b>	<b>TONNEAU COVER</b> - Soft rolling truck bed cover. Dealer Installed.
<b>PCR</b>	<b>UTILITY WALL PACKAGE</b> - Dealer-installed. Includes (S4K) Utility Wall Strap Kit, LPO, (RVY) Bedside Utility Wall, LPO and (5WI) Utility Wall Latch Kit (2-pack).
<b>SDT</b>	<b>UTILITY WALL TRAILER HITCH HOLDER</b> - Dealer Installed. Requires (PCR) Utility Wall Package.

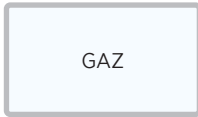
## OPTIONAL MECHANICAL FEATURES

<b>PSC</b>	<b>DUAL LEVEL CHARGE CORD</b> - Dual-mode, portable, 120-volt (1.4 kW) and 240-volt (7.7 kW) capability, swappable NEMA 5-15 and NEMA 14-50 plugs with SAE J1772 vehicle connection.
<b>VK3</b>	<b>LICENSE PLATE BRACKET</b> - Front (Will be shipped to orders with with ship-to states that require front license plate)
<b>R6Q</b>	<b>GM ENVOLVE EV STARTER KIT I</b> - Requires one of the following OnStar Insights services: (POV) 12 Months, (POW) 24 Months, (POX) 36 Months, (POY) 48 Months, or (POZ) 60 Months. Not available with a ship-to of Guam, Puerto Rico or the Virgin Islands.
<b>9C2</b>	<b>65 MPH GOVERNOR</b> - Electronic speed sensor set to 65 MPH (104.6 KPH) Provides electronic software to limit maximum road speed. Cruise control limited to 65 MPH (104.6 KPH). Available on 2WT and 8WT, not available on 5WT Extended Range model
<b>9B9</b>	<b>70 MPH GOVERNOR</b> - Electronic speed sensor set to 70 MPH (112.7 KPH) Provides electronic software to limit maximum road speed. Cruise control limited to 70 MPH (112.7 KPH). Available on 2WT and 8WT, not available on 5WT Extended Range model.
<b>9D7</b>	<b>70 MPH GOVERNOR</b> - Electronic speed sensor set to 75 MPH (120.7 KPH) Provides electronic software to limit maximum road speed. Cruise control limited to 75 MPH (120.7 KPH). Available on 2WT and 8WT, not available on 5WT Extended Range model.

## OPTIONAL SHIP THRU

<b>SQD</b>	<b>SHIP THRU</b> - Produced in Factory Zero, Hamtramck and shipped to Reading Truck Equipment, Pontiac, MI. Returned to Factory Zero, Hamtramck for shipping to final destination.
<b>TKK</b>	<b>SHIP THRU</b> - Produced in Factory Zero, Hamtramck and shipped to Holman, Roanoke, IN. Returned to Ft. Wayne Assembly for shipping to final destination.
<b>SQF</b>	<b>SHIP THRU</b> - Produced in Factory Zero, Hamtramck and shipped to Canfield Equipment Service, Warren, MI. Returned to Factory Zero, Hamtramck for shipping to final destination.
<b>TW4</b>	<b>SHIP THRU</b> - Produced in Factory Zero, Hamtramck and shipped to Kerr Industries, Livonia, MI. Returned to Factory Zero, Hamtramck for shipping to final destination.
<b>SQH</b>	<b>SHIP THRU</b> - For Orders with (CGN) Spray-on Bedliner, Produced in Factory Zero, Hamtramck and shipped to Holman, Roanoke, IN. Returned to Factory Zero, Hamtramck for shipping to final destination.
<b>SQK</b>	<b>SHIP THRU</b> - For Orders with (CGN) Spray-on Bedliner, Produced in Factory Zero, Hamtramck and shipped to Knapheide Truck Equipment, Flint, MI. Returned to Factory Zero, Hamtramck for shipping to final destination.
<b>SQM</b>	<b>SHIP THRU</b> - For Orders with (CGN) Spray-on Bedliner, Produced in Factory Zero, Hamtramck and shipped to Adrian Steel, Toledo, OH. Returned to Factory Zero, Hamtramck for shipping to final destination.
<b>SQN</b>	<b>SHIP THRU</b> - For Orders with (CGN) Spray-on Bedliner, Produced in Factory Zero, Hamtramck and shipped to Reading Truck Equipment, Pontiac, MI. Returned to Ft. Wayne Assembly for shipping to final destination.
<b>TVY</b>	<b>SHIP THRU</b> - Produced and shipped to Anchorage VDC then to TK Services and returned to Anchorage VDC for shipping to final destination. Available only to orders with a final Ship-To Code for State of Alaska Dealers.
<b>SQB</b>	<b>SHIP THRU</b> - Produced in Factory Zero, Hamtramck and shipped to Knapheide Truck Equipment, Flint, MI. Returned to Factory Zero, for shipping to final destination.
<b>SQC</b>	<b>SHIP THRU</b> - Produced in Factory Zero, Hamtramck and shipped to Adrian Steel, Toledo, OH. Returned to Factory Zero, Hamtramck for shipping to final destination.

### AVAILABLE EXTERIOR COLORS ACTUAL COLORS MAY VARY



Summit White  
(WA-8624)



Black  
(WA-8555)



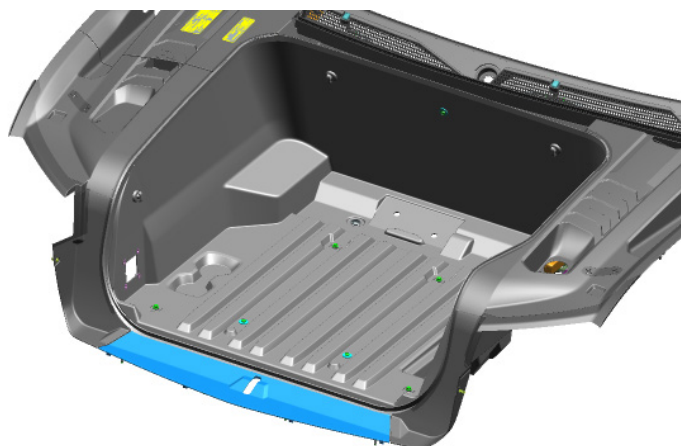

Slate Gray  
Metallic  
(WA-633D)

### AVAILABLE INTERIOR COLOR ACTUAL COLOR MAY VARY




Jet Black  
Vinyl

### CARGO LOAD LIMITS




### Tie Downs

4 each side (8 Total)  
Rated at 500lbs (226.8kg) each



### E-Trunk

400lbs (204 kg) Capacity Total  
4 Hooks for optional convenience net (2)  
4 Tie Downs Rated at 110lbs (50kg) each (1)



## SPECIFICATIONS

MODEL CT35843 E4WD SHORT BED CREW CAB	2WT (14 MOD) STANDARD RANGE	5WT (20 MOD) EXTENDED RANGE	8WT (24 MOD) MAXIMUM RANGE
---------------------------------------	--------------------------------	--------------------------------	-------------------------------

### EPA ESTIMATED RANGE ON A FULL CHARGE<sup>2</sup> (MI./KM)

All Wheel Drive (City/Highway/Combined)	282/454	422/679	492/792
---	---------	---------	---------

Note: EPA-ESTIMATED ratings are official, not estimate based on GM testing

### VEHICLE WEIGHT (LBS./KG.)

Seating capacity (F/R)	2/3	2/3	2/3
GVWR <sup>3</sup> (Gross Vehicle Weight Rating)	9,900/4491	9,900/4491	9,900/4491
GCWR <sup>4</sup> (Gross Combination Weight Ratings)	16,600/7530	21,400/9707	19,700/8936
Maximum Payload <sup>5</sup>	2,350/1066	1,800/816.5	1,440/653
Base curb weight	TBD	TBD	TBD
Maximum Trailering Capacity <sup>6</sup>	8,500/3856	12,500/5670	10,00/5670

### PASSENGER COMPARTMENT VOLUME (cu.ft./liters)

Passenger Volume	129.8/3636
eTrunk Volume	10.7/303
Glove Box Volume	0.24/6.82
Upper Passenger Bin Volume	0.02/0.45
Under Seat Storage Volume	0.72/20.4

### FRONT COMPARTMENT (in./mm)

Head room	43.9/1115
Shoulder room	64.9/1648
Hip room	62.0/1575
Leg room	44.53/1131

### REAR COMPARTMENT (in./mm)

Head room	38.7/983
Shoulder room	63.8/1621
Overhang (front)	36.2/919
Overhang (rear)	51.2/1300
Hip room	61.5/1562
Leg room	44.3/1125

### EXTERIOR (in./mm)

Wheelbase	145.7/3701
Overall length	233.1/5921
Body width (without mirrors)	83.8/2129
Body width (with mirrors)	94.3/2395
Track width (front)	68.7/1745
Track width (rear)	68.7/1745
Overall height*	78.7/1999
Front bumper to back bumper	233.1/5921
Inside length of box at floor	70.1/1780.6
Tailgate/bed height	34.5/876.3
Bed width at top rail	57.6/1464
Inside width, between wheel housings	49.4/1255
Turning Diameter, ft./m	42.0/12.8
Ground clearance <sup>7</sup>	8.9/226
Overhang (front)	36.2/919
Overhang (rear)	51.2/1300

\*Published dimensions indicated are at Base Curb Weight.

## EMISSIONS - MUST BE SPECIFIED

<b>FE9</b>	<b>Emissions</b> , Federal requirements
<b>YF5</b>	<b>Emissions</b> , California state requirements
<b>NE1</b>	<b>Emissions</b> , Colorado, Connecticut, Delaware, Maine, Maryland, Massachusetts, Minnesota, Nevada, New Jersey, New York, Oregon, Pennsylvania, Rhode Island, Vermont, Virginia and Washington state requirements.
<b>NB8</b>	<b>Emissions override</b> , California (allows a dealer in states that require California emissions - California, Colorado, Connecticut, Delaware, Maryland, Massachusetts, Minnesota, Nevada, New Jersey, New York, Oregon, Pennsylvania, Rhode Island, Virginia or Washington - to order Federal emissions for a vehicle that will be registered in a state that has Federal emission requirements). Do not use for vehicles that will be registered in California, Colorado, Connecticut, Delaware, Maryland, Massachusetts, Minnesota, Nevada, New Jersey, New York, Oregon, Pennsylvania, Rhode Island, Virginia or Washington. Requires (FE9) Federal emissions requirements. Not available in Maine or Vermont.
<b>NB9</b>	<b>Emissions override</b> , state-specific (for dealers ordering vehicles in (YF5) or (NE1) emission states - California, Colorado, Connecticut, Delaware, Maine, Maryland, Massachusetts, Minnesota, Nevada, New Jersey, New York, Oregon, Pennsylvania, Rhode Island, Vermont, Virginia and Washington. Allows a California dealer (YF5 emissions) to order (NE1) emissions with (NB9) emissions override code for registration in (NE1) states; or, a Colorado, Connecticut, Delaware, Maine, Maryland, Massachusetts, Minnesota, Nevada, New Jersey, New York, Oregon, Pennsylvania, Rhode Island, Vermont, Virginia and Washington dealer (NE1 emissions) to order (YF5) emissions with (NB9) emissions override code for registration in California.
<b>NC7</b>	<b>Emissions override</b> , Federal (for vehicles ordered by dealers in Federal emission states with (YF5) or (NE1) emissions - Not required for vehicles being shipped to California, Colorado, Connecticut, Delaware, Maine, Maryland, Massachusetts, Minnesota, Nevada, New Jersey, New York, Oregon, Pennsylvania, Rhode Island, Vermont, Virginia or Washington. Requires (YF5) California state emissions requirements or (NE1) Colorado, Connecticut, Delaware, Maine, Maryland, Massachusetts, Minnesota, Nevada, New Jersey, New York, Oregon, Pennsylvania, Rhode Island, Vermont, Virginia or Washington state emissions requirements.

1. Adding non dealer accessories or making modifications to the vehicle can affect vehicle performance, aerodynamics, and overall top speed. 2. Work Truck Trim EPA-estimated range on a full charge Actual range may vary based on several factors, including temperature, terrain, battery age, loading, and how you use and maintain your vehicle. 3. Gross Vehicle Weight Rating (GVWR). When properly equipped, includes vehicle, passengers, cargo and equipment. 4. Maximum Gross Combined Weight Rating (GCWR). When properly equipped; includes weight of the vehicle and trailering combination, including the weight of driver, passengers, fuel, optional equipment and cargo in the vehicle and trailer. 5. These maximum payload ratings are intended for comparison purposes only. Before you buy a vehicle or use it to haul people or cargo, carefully review the vehicle loading section of the Owner's Manual and check the carrying capacity of your specific vehicle on the label on the inside of the driver's door jamb. 6. Before you buy a vehicle or use it for trailering, carefully review the Trailering section of the Owner's Manual. The weight of passengers, cargo and options or accessories may reduce the amount you can tow. 7. Published dimension indicated is from ground and without optional equipment or accessories. Additional accessories or equipment ordered at the customer's request can result in a minor change in this dimension.

## SPECIFICATIONS

DC FAST CHARGING <sup>1</sup>	2WT STANDARD RANGE	5WT EXTENDED RANGE	8WT MAXIMUM RANGE
Max. Charge rate	475 volt, up to 220 kW	670 volt, up to 300 kW	800 volt, up to 350 kW
Horsepower in Tow/Haul Mode	Up to 510 hp	Up to 510 hp	Up to 510 hp
Torque in Tow/Haul Mode	Up to 490 lb-ft	Up to 580 lb-ft	Up to 580 lb-ft
Low-80% time to charge	40 minutes	42 minutes	46 minutes
10 min. range added	74 miles	111 miles	124 miles

LEVEL 2 AC CHARGING <sup>1</sup>	2WT STANDARD RANGE	5WT EXTENDED RANGE <sup>2</sup>	8WT MAXIMUM RANGE
Max. Charging rate	11.5 kW	19.2 kW	19.2 kW
0-100% time to charge	12.4 hours	10.25 hours	12.6 hours
Range added/hour	22 mi/hour	41 mi/hour	39 mi/hour

**NOTE:** A vehicle cover, which can reduce sun loading on the vehicle and improve high voltage battery life, is available from your dealer.

### DRIVE BATTERY

Type	Rechargeable energy storage system with 12-module pack
Mass (lb / kg)	
Useful Energy	
Warranty <sup>3</sup>	8 years / 100,000 miles of battery and electric components coverage

### SERVICE BATTERY


Type	AGM Flooded LNI
Reserve Capacity	140 minutes
Volts	12 V
Amp hour rating	80 ah
Cold cranking amps	730 a

**NOTE:** If available, use the AGM setting when charging.

### PROPULSION SYSTEM

Drive Type	eAWD with performance torque vectoring
Motor - Permanent Magnetic Drive	2 motors

**NOTE:** Propulsion power may be reduced in extremely cold temperatures, or if the high voltage battery is too cold. The message BATTERY TO COLE, PLUG IN TO WARM will display. If the message displays, a Level 2 charger is required to heat the battery to a minimum temperature to enable propulsion or charging.



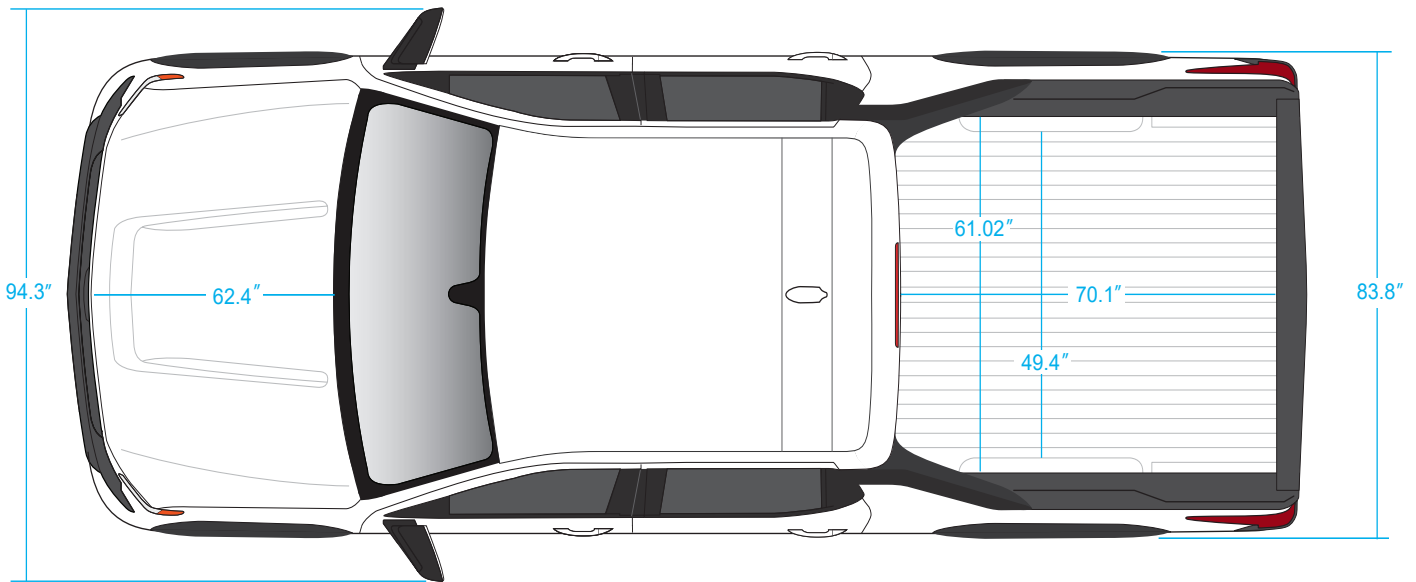
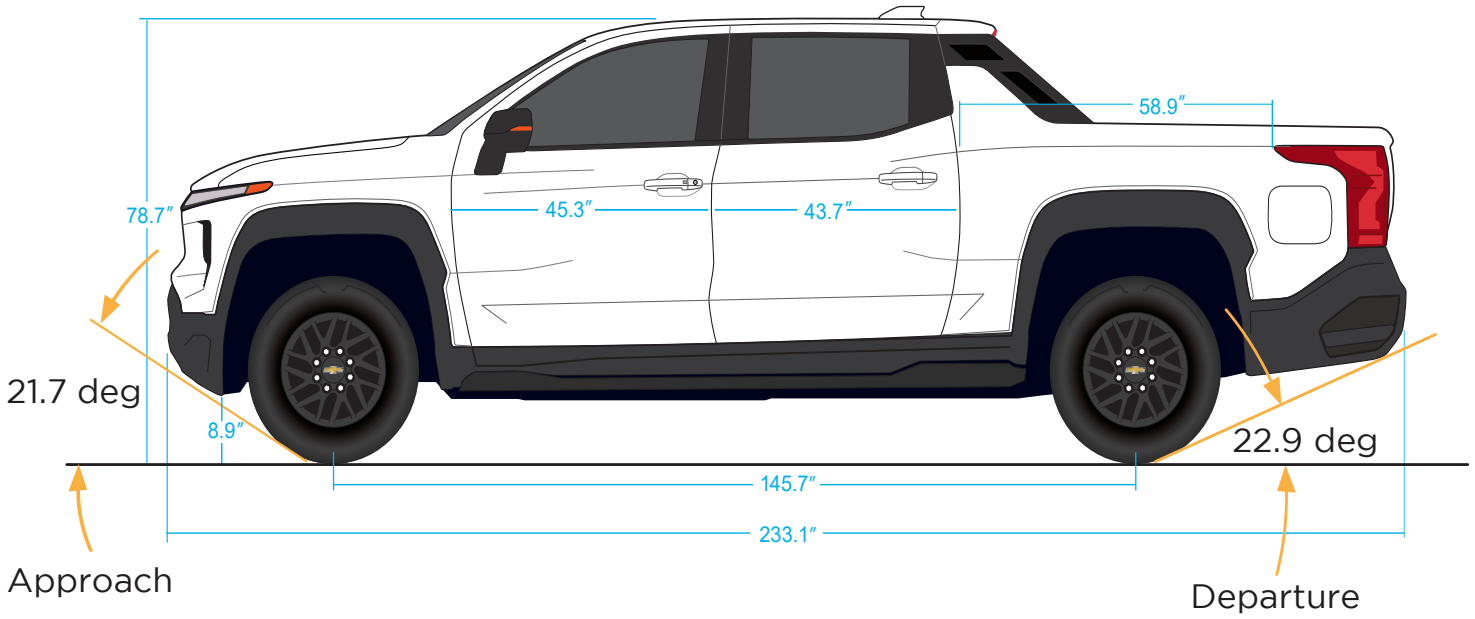
This vehicle is equipped with high voltage battery thermal detection, mitigation, and notification software. If the high voltage battery overheats, it may create a risk of a vehicle fire and may result in damage to property, serious injury, or death.

If the high voltage battery overheats, an audible alarm may sound, a message may display on the Driver Information Center (DIC), and OnStar may be called. To alert others outside your vehicle, the horn may sound, and the lights may flash.

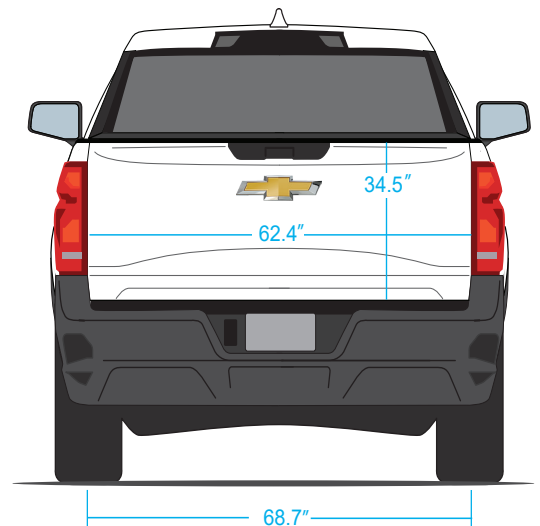
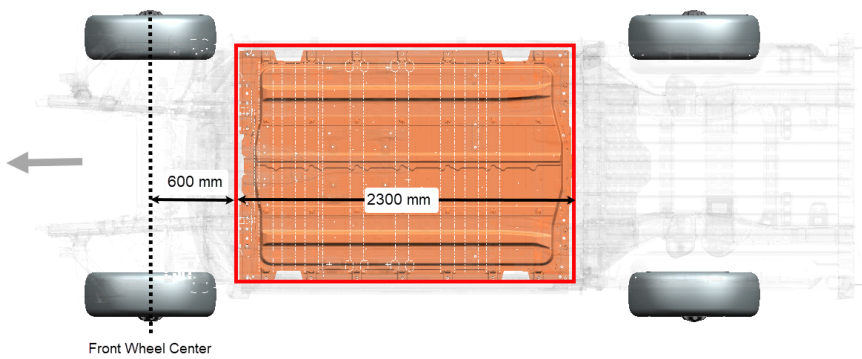


<sup>1</sup> Actual charge times will vary based on battery starting state of charge, battery condition, output of charger, vehicle settings and outside temperature. See owner's manual for additional limitations. <sup>2</sup> With optional XKT Package which includes (K20) 19.2kW Charging Module. <sup>3</sup> Limited warranty, 8Years /100,000 Miles, whichever comes first. See dealer for details. See owner's manual for additional limitations.

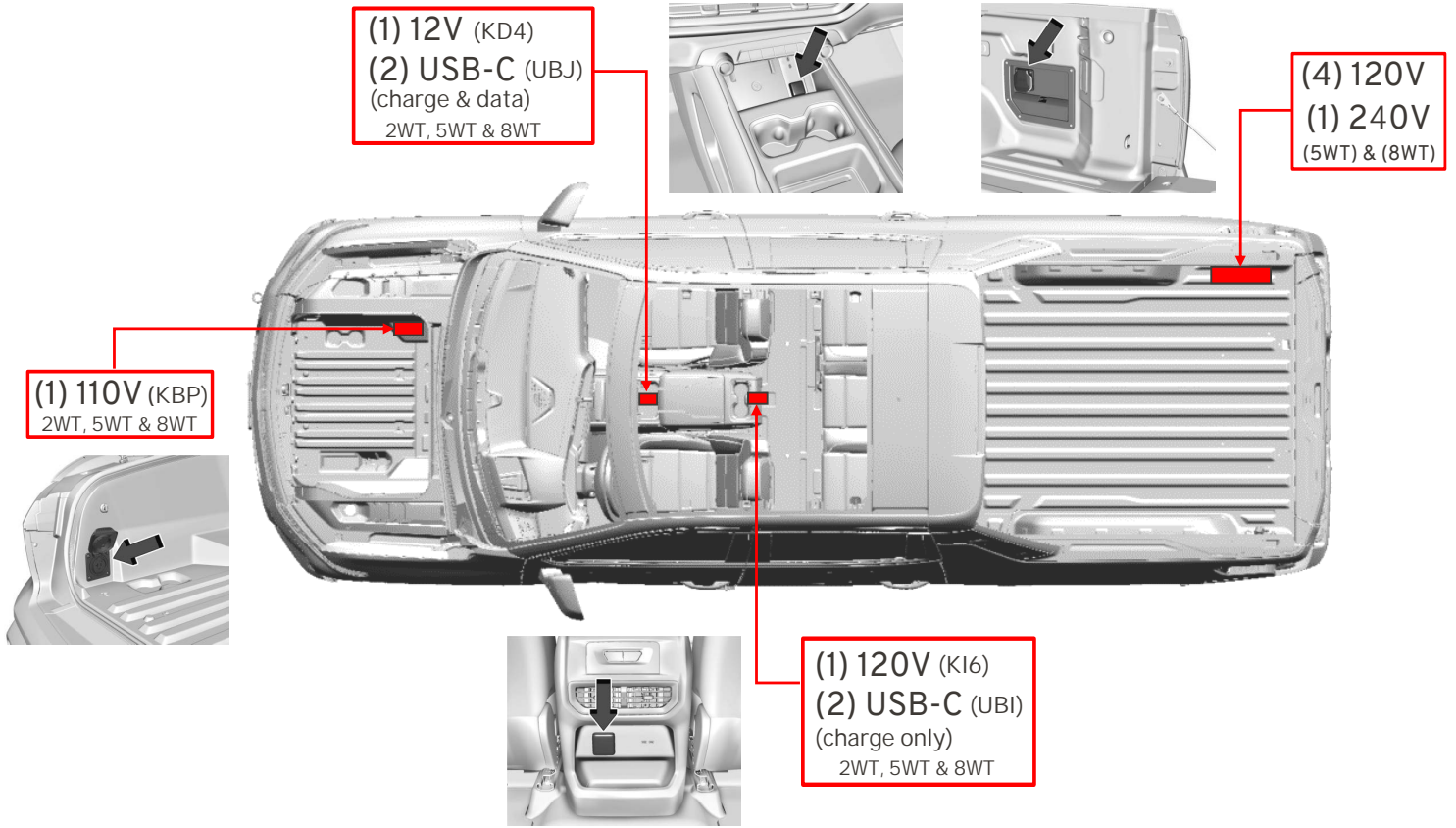
### DIMENSIONS (shown in inches)



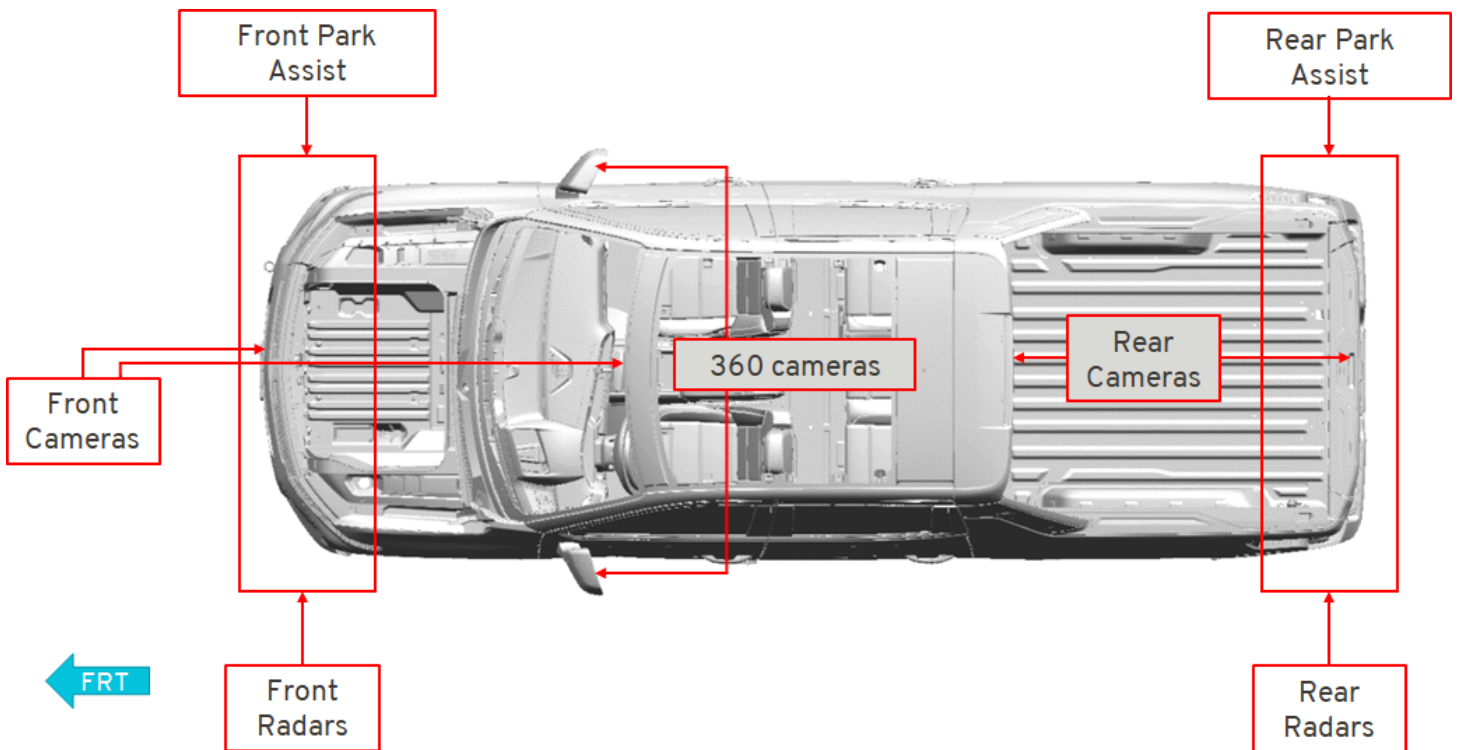
### APPROXIMATE BATTERY LOCATION (shown in millimeters)



# POWER & USB OUTLETS

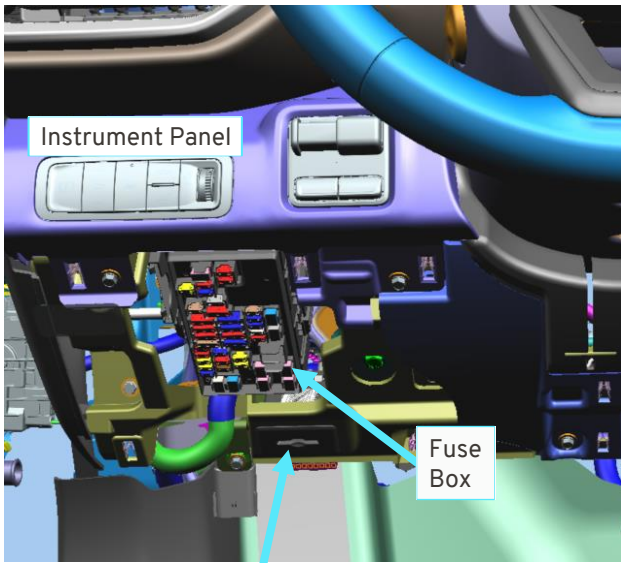


# ACTIVE SAFETY RADARS & CAMERAS




# UPFITTER POWER PROVISIONS

## FUSE BOX, CARD READER

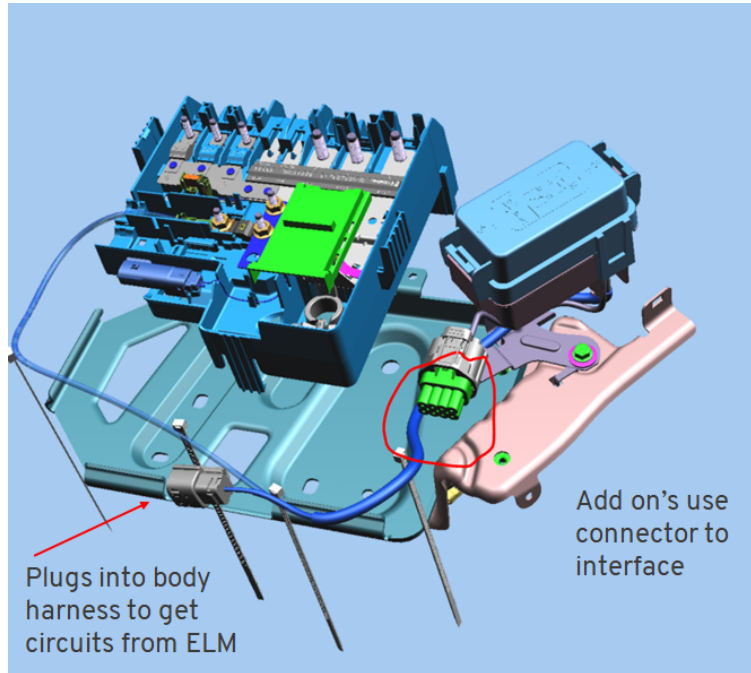
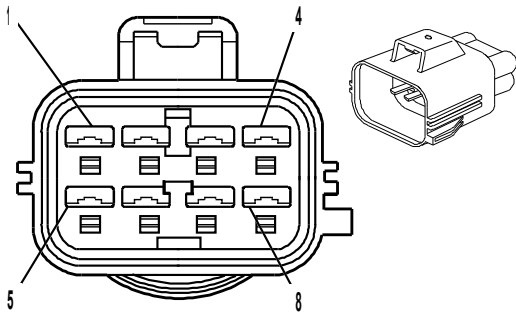


## 12 V Battery, UHEC, GROUND POST



### Connector Part Information

- Harness Type: Wiring Harness Auxiliary Junction Block
- OEM Connector: 7282-5574-10
- Service Connector: Service by Harness - See Part Catalog
- Description: 8-Way M 2.8 YESC Series, Sealed( D-GY)



**X79A Configurable/Accessory Provision Supply Connector (VBP)**

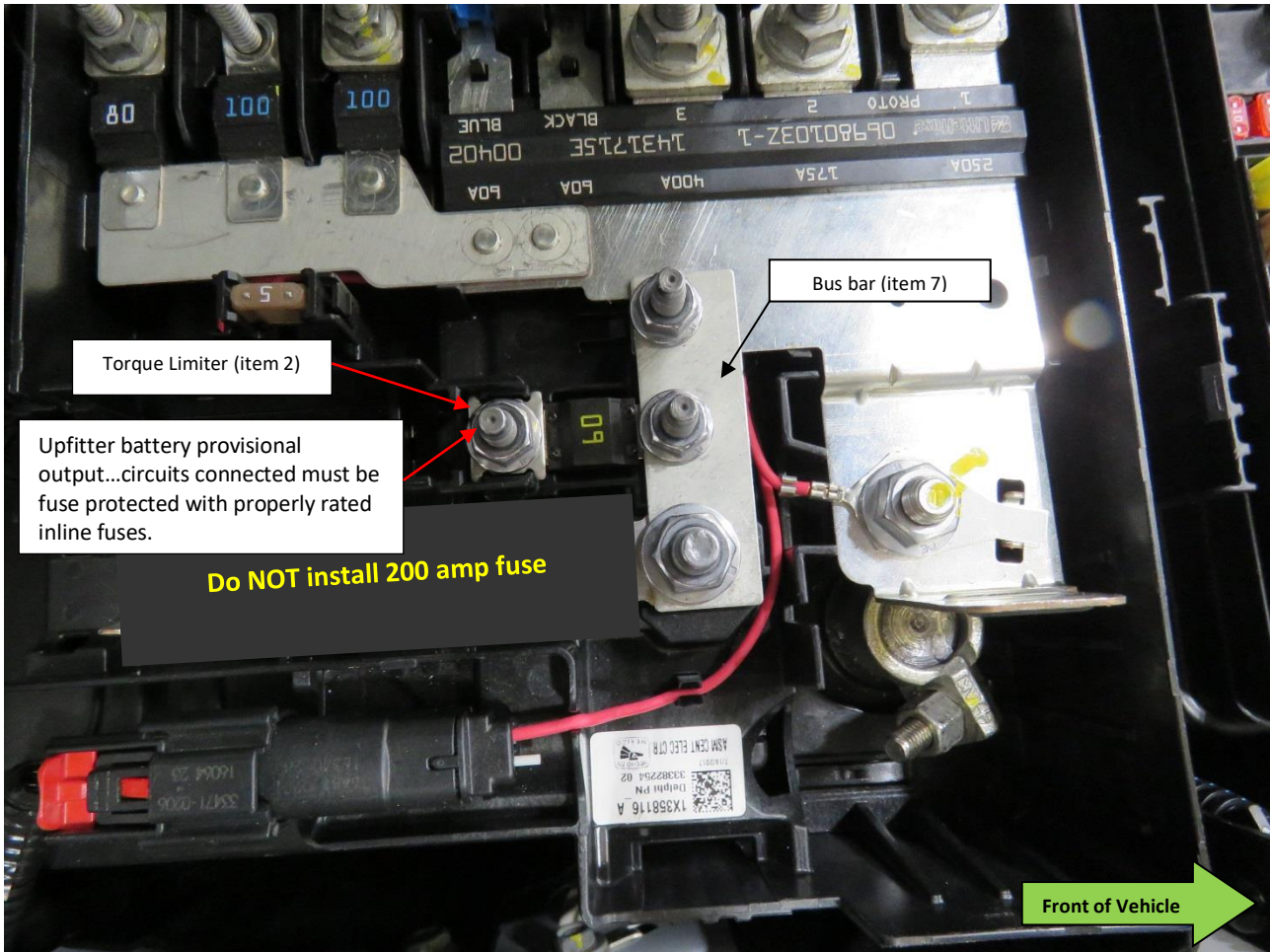
Pin	Size	Color	Circuit	Function	Terminal Type ID
1	2	YE	10731	Upfitter Accessory 1 Supply Voltage	I
2	2	BU	10732	Upfitter Accessory 2 Supply Voltage	I
3	2	GY	10733	Upfitter Accessory 3 Supply Voltage	I
4	2	RD	10734	Upfitter Accessory 4 Supply Voltage	I
5	2	WH	10735	Upfitter Accessory 5 Supply Voltage	I
6	2	BN	11025	Upfitter Accessory 6 Supply Voltage	I
7 - 8	—	—	—	Not Occupied	—

# UPFITTER POWER PROVISIONS

## UPFITTER POWER PROVISIONS

Upfitter power provisions can be obtained by installing a fuse kit in the primary battery mounted electrical center Battery Distribution Unit (BDU) and adding a fuse tap kit to the RH Interior Electrical Center (IEC). Updates to the BDU to enable the use of the fused battery power provisions for upfitters is recommended.. The kit (P/N 84669070) will enable the installation of the fuse as outlined in UI Bulletin #200.

12V Battery - LN4 AGM Battery. SAE 730 CC. 80 AH, 140 RC.





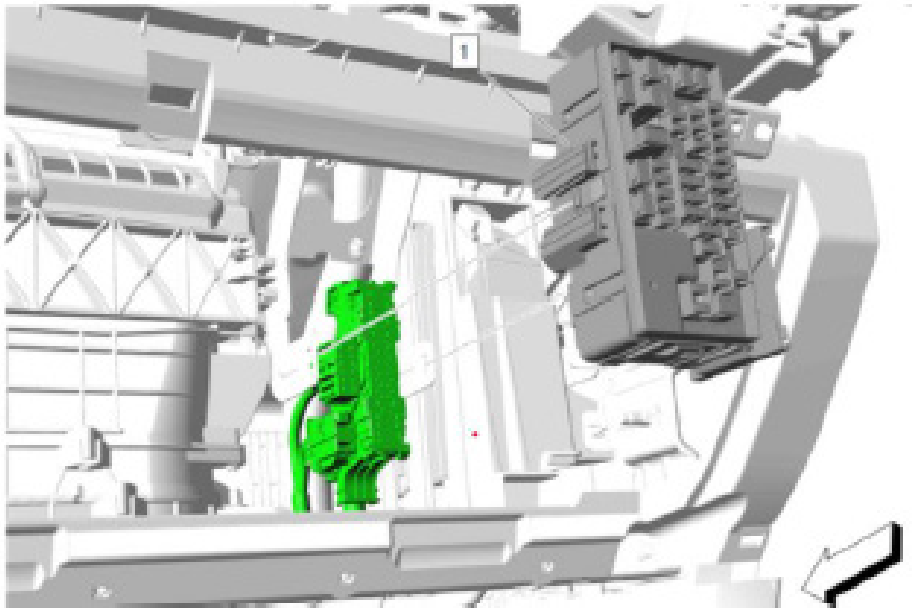
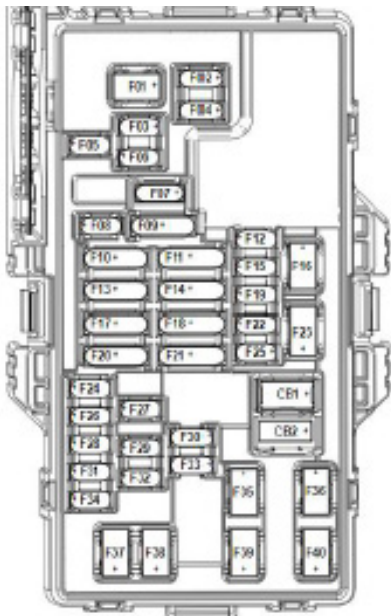

# UPFITTER POWER PROVISIONS

## IGNITION POWER PROVISIONS

As an interim solution for obtaining a RUN mode power source a terminated wire lead will need to add a fuse tap kit like the one shown below to the unused fuse location in the RH IP fuse block. This fuse tapper will be inserted into the empty F22DR slot shown in the top view of the fuse block. Once the fuse tap has been inserted install a 10a or smaller fuse into both open slots of the tap.

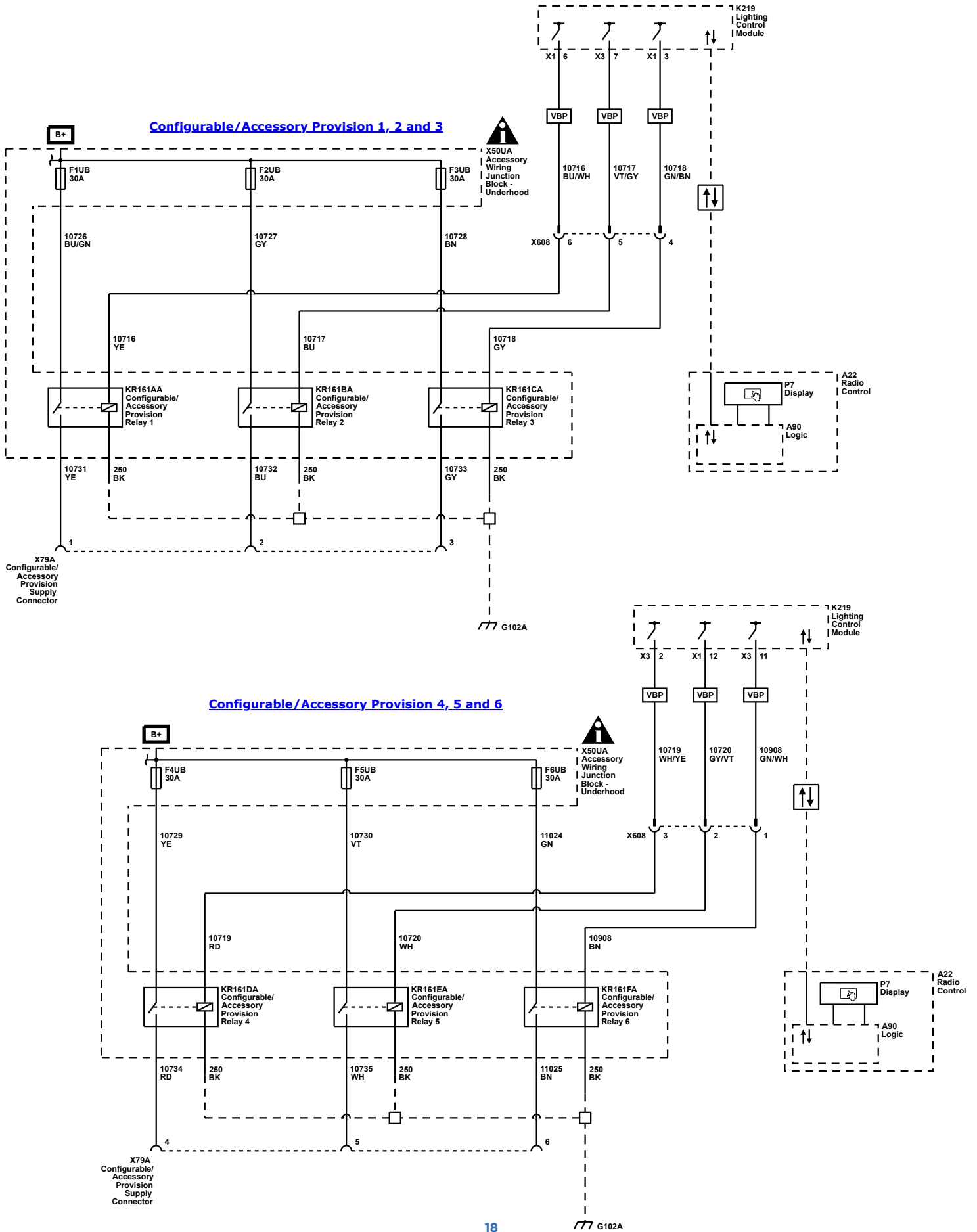
It is recommended that the crimp connector be removed and solderd connection with shrink tube to the pigtail wire. See UI Bulletin #200 for detailed instructions.

DC Charging  
Manual  
Release Cable



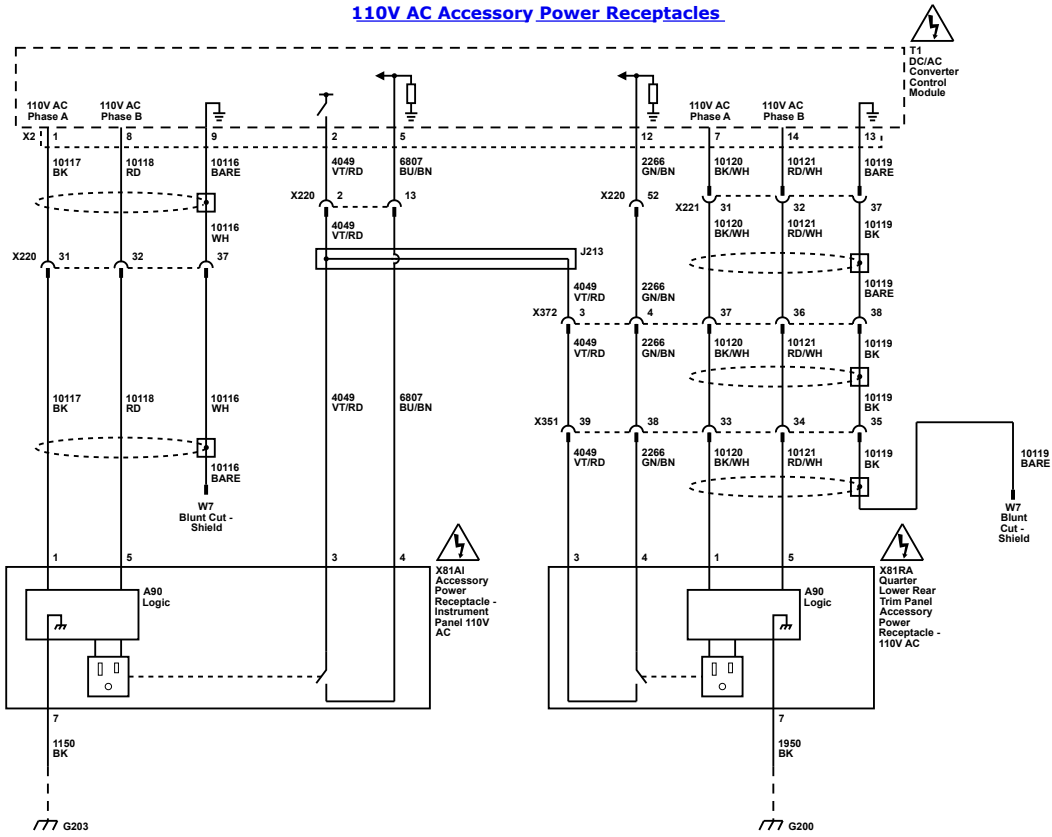
Fuse Block is located inside the RH IP glove compartment.

# ACCESSORY PROVISIONS

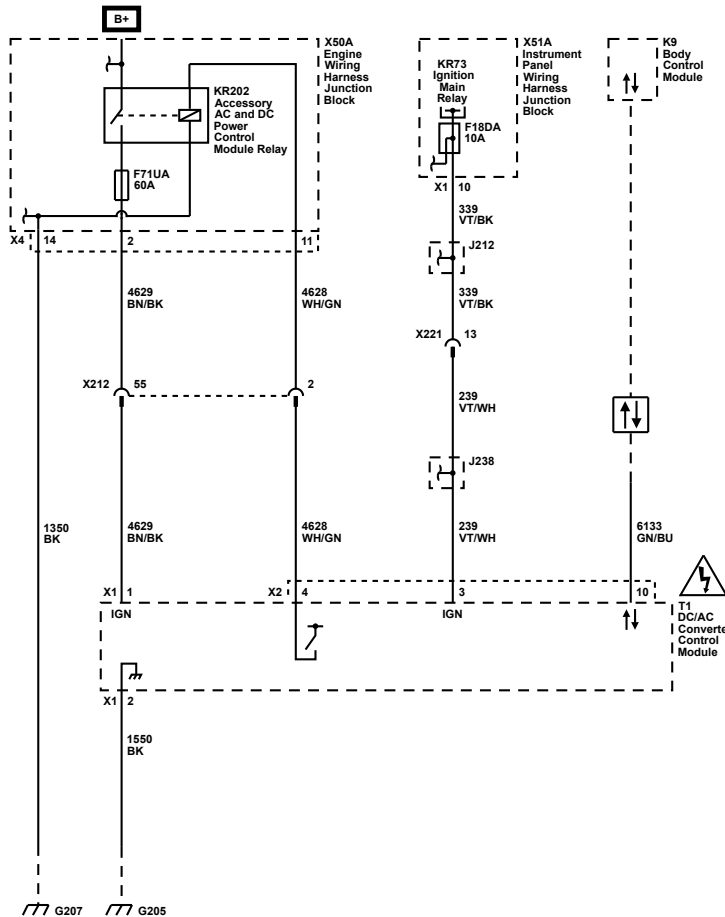


# UPFITTER POWER PROVISIONS

## 110V AC Accessory Power Receptacles



## Inverter Module Power, Ground and Serial Data



## FEATURE HIGHLIGHTS

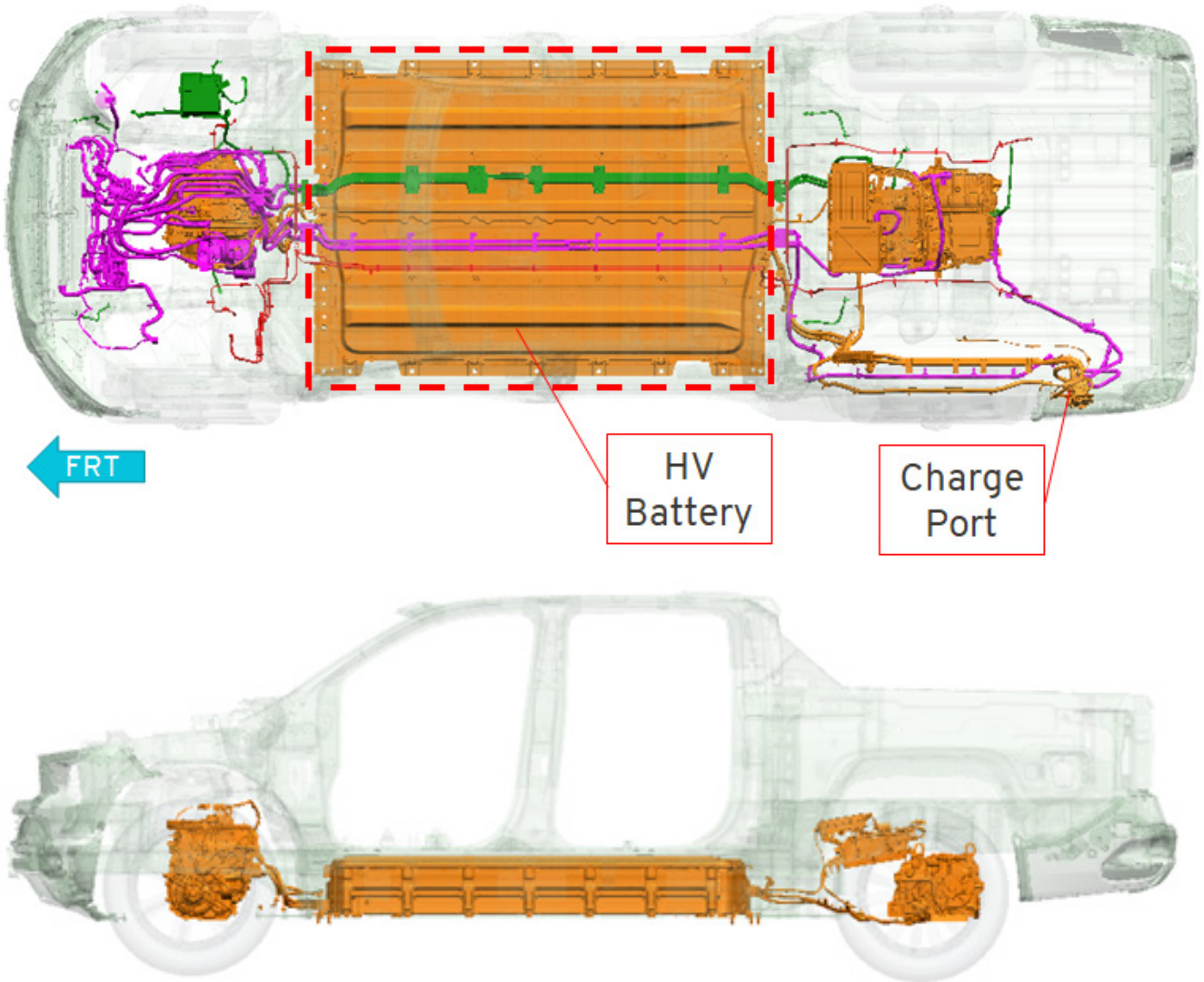
PCR

### BEDSIDE UTILITY WALL PACKAGE



Dealer Installed. Includes (S4K) Utility Wall Strap Kit, (RVY) Bedside Utility Wall Strap Kit, (RVY) Bedside Utility Wall and (5WI) Utility Wall Latch Kit (2-pack).

# NO DRILL - NO CUT ZONES

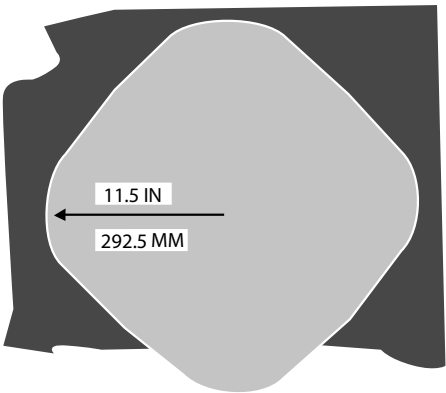


HV Battery, Cables, Modules, Drive Units (orange)  
Brake Lines (red)

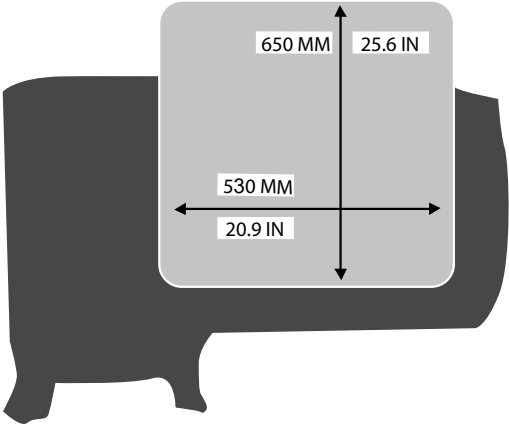
12V Wiring (green)  
HVAC Plumbing (pink)

**WARNING - DO NOT CUT ANY ORANGE COLORED HIGH VOLTAGE CABLES**  
**DO NOT DRILL ABOVE HV BATTERY**  
**NO MODIFICATIONS TO HVAC PLUMBING**

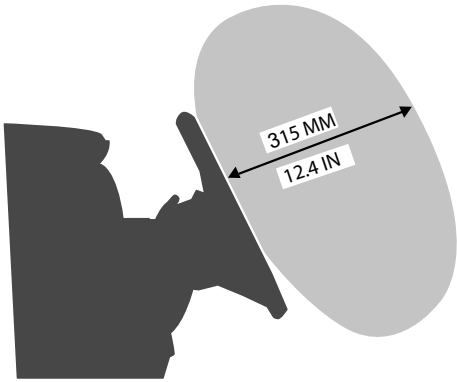
# INFLATED FRONTAL AIRBAG DIMENSIONS



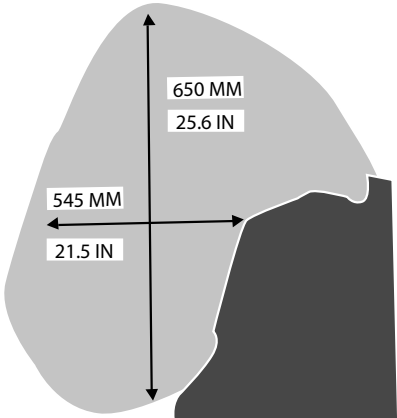
**STEERING WHEEL DRIVER AIRBAG**  
VIEW FROM DRIVER SEAT



**FRONT OUTBOARD PASSENGER AIRBAG**  
VIEW FROM PASSENGER SEAT



**STEERING DRIVER AIRBAG**  
VIEW FROM DRIVER SIDE



**FRONT OUTBOARD PASSENGER AIRBAG**  
VIEW FROM PASSENGER SIDE

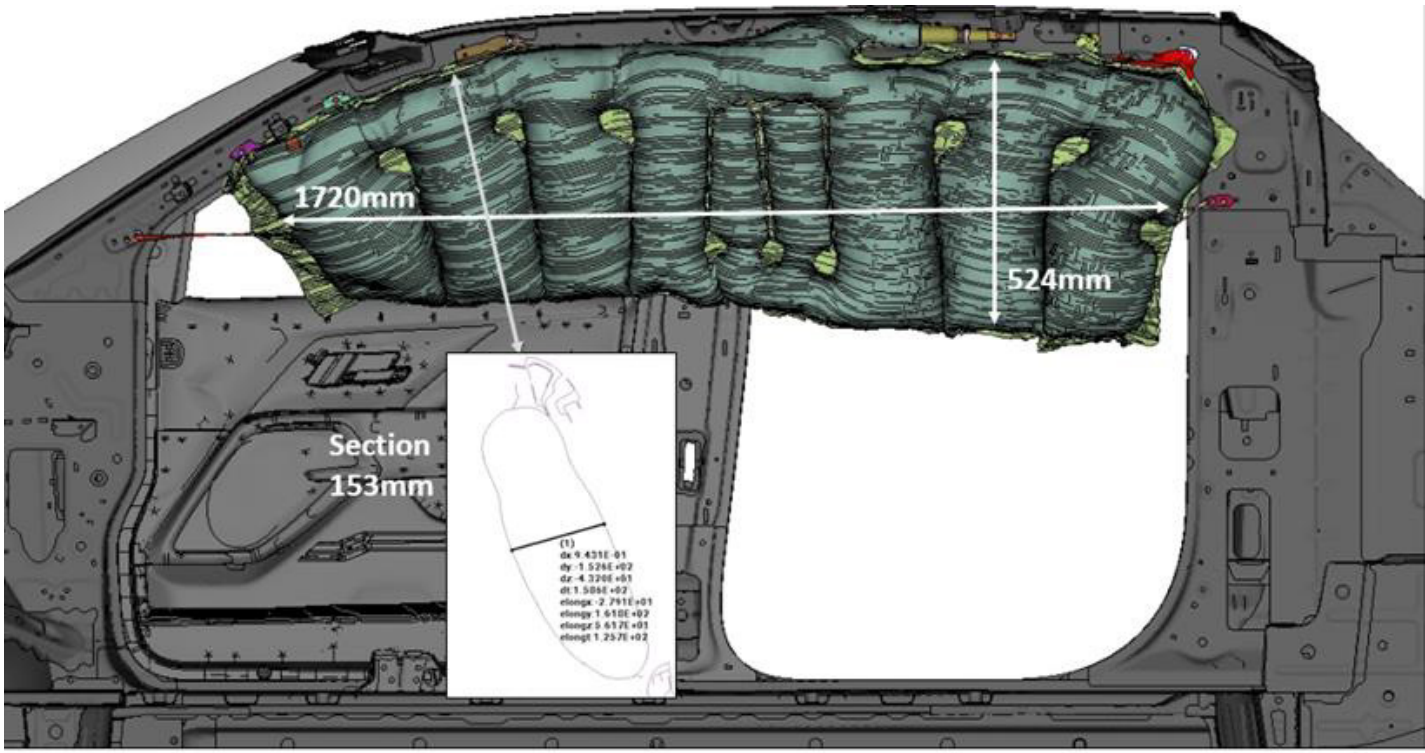
Sitting too close to an airbag when it deploys can increase the risk of serious injury or death. Always properly wear your seat belt. See Owner's Manual for more information

# INFLATED FRONTAL AIRBAG DIMENSIONS

## ROOF-RAIL MOUNTED HEAD-CURTAIN AIRBAG DEPLOYMENT ZONES - PASSENGER SIDE SHOWN, DRIVER SIDE SIMILAR

Side Impact Air Bag (SIAB)

Roof Rail Air Bags (RRAB)



Sitting too close to an airbag when it deploys can increase the risk of serious injury or death. Always properly wear your seat belt. See Owner's Manual for more information

## AIRBAGS FAQ

**Q: Can equipment such as traffic warning, video cameras, and radio trees be mounted in a specialty vehicle equipped with a right front passenger frontal airbag?**

A: Yes, but care must be taken to properly mount the equipment outside of the airbag "deployment zone."

**Q: What is the airbag "deployment zone"?**

A: The term "deployment zone" describes the space an airbag takes up when fully inflated. Airbags need room to work properly, and anything in the "deployment zone" – such as improperly mounted equipment – can greatly affect the performance of the airbag.

**Q: How can I identify the airbag "deployment zone" in my vehicle?**

A: See Airbag Deployment Diagrams for more information. The diagrams provide the approximate dimensions of the "deployment zones" for your specialty vehicle. Before doing any service work, including the installation of any equipment, consult the appropriate service manual.

**Q: Is it possible to shield equipment so it does not interfere with airbag deployment?**

A: While shielding may protect certain equipment from being damaged or dislodged, it may also negatively affect how an airbag inflates. Therefore, we do not recommend the placement of any equipment in the deployment zone, even if shielded.

**Q: Can the installation of push bumpers on the front end of the vehicle affect the deployment of the airbag?**

A: It is not likely that installing push bumpers will affect deployment for the airbag as long as the vehicle structure itself is not modified. GM is not aware of any adverse defects effect on the deployment of the front airbags due to use of many aftermarket push bumpers installed on current GM police vehicles

See "Adding Equipment to the Airbag-Equipped Vehicle" in the owner manual for more information.

### Customer-Installed Equipment

Before installing equipment, read the following.

Airbags inflate with great force, faster than the blink of an eye. No objects, such as shotguns, should be placed over or near the airbag covers. Equipment mounted too close to an inflating airbag could prevent the airbag from operating properly to protect the occupants or could be forced into an occupant or break and become a dangerous projectile, causing severe injury or even death. To help prevent injury and to allow the airbag to perform as it was designed, do not mount equipment inside the airbag deployment zones.

Do not attach anything to the steering wheel hub or mount any equipment within the deployment zone for the driver airbag.

Do not mount equipment on the passenger side of the instrument panel top pad deployment zone. Equipment should not be mounted on or around the passenger airbag opening because of a deploying airbag. To allow the airbag to perform as it was designed, do not mount equipment inside the airbag deployment zone.

Do not mount a security barrier such that the ends of the barrier or brackets are within the roof-rail airbag deployment zones.

Avoid installing wiring for roof-rail emergency lighting or radio antennas that may restrict the proper deployment of the roof-rail airbags.

GM approved service procedures must be followed to remove and reinstall the instrument panel to the pad to ensure proper airbag deployment.

The police vehicle has a rollover sensor mounted on the centerline of the vehicle between the driver and front outboard passenger positions. If the vehicle has individual front seats, the rollover sensor will be exposed. Do not mount equipment within 25 mm (1 in) of the rollover sensor. This may affect the performance of multiple restraint systems.

Always use seat belts and the correct restraint for your child's age and size, even with airbags. Even in vehicles equipped with the Passenger Sensing System, children are safer when properly secured in a rear seat in the appropriate infant, child or booster seat. Never place a rear-facing infant restraint in the front seat of any vehicle equipped with an active frontal airbag. See the Owner's Manual and the child safety seat instructions for more safety information.



## ONSTAR OPTIONS

---

**POV<sup>1</sup> ONSTAR VEHICLE INSIGHTS - 1 YEAR OF SERVICE.** Includes 12 months of OnStar Vehicle Insights service. OnStar Vehicle Insights provides fleet managers and drivers the tools and data they need to help maximize fleet productivity and help maximize fleet's operational efficiencies. OnStar Vehicle Insights relays real-time vehicle data like vehicle location, driver performance information and more. Eligible customers must sign up for an account at [www.onstarvehicleinsights.com](http://www.onstarvehicleinsights.com) in order to take advantage of this 12 months offer. Requires an active connected vehicle services plan. The OnStar Vehicle Insights service is included in the price of the vehicle. Total service duration is 12 months. Non-Transferrable. Non-Refundable.

**POW<sup>1</sup> ONSTAR VEHICLE INSIGHTS - 2 YEARS OF SERVICE.** Includes 24 months of OnStar Vehicle Insights service. OnStar Vehicle Insights provides fleet managers and drivers the tools and data they need to help maximize fleet productivity and help maximize fleet's operational efficiencies. OnStar Vehicle Insights relays real-time vehicle data like vehicle location, driver performance information and more. Eligible customers must sign up for an account at [www.onstarvehicleinsights.com](http://www.onstarvehicleinsights.com) in order to take advantage of this 24 months offer. Requires an active connected vehicle services plan. The OnStar Vehicle Insights service is included in the price of the vehicle. Total service duration is 24 months. Non-Transferrable. Non-Refundable.

**POX<sup>2</sup> ONSTAR VEHICLE INSIGHTS - 3 YEARS OF SERVICE.** Includes 36 months of OnStar Vehicle Insights service. OnStar Vehicle Insights provides fleet managers and drivers the tools and data they need to help maximize fleet productivity and help maximize fleet's operational efficiencies. OnStar Vehicle Insights relays real-time vehicle data like vehicle location, driver performance information and more. Eligible customers must sign up for an account at [www.onstarvehicleinsights.com](http://www.onstarvehicleinsights.com) in order to take advantage of this 36 months offer. Requires an active connected vehicle services plan. The OnStar Vehicle Insights service is included in the price of the vehicle. Total service duration is 36 months. Non-Transferrable. Non-Refundable.

**POY<sup>2</sup> ONSTAR VEHICLE INSIGHTS - 4 YEARS OF SERVICE.** Includes 48 months of OnStar Vehicle Insights service. OnStar Vehicle Insights provides fleet managers and drivers the tools and data they need to help maximize fleet productivity and help maximize fleet's operational efficiencies. OnStar Vehicle Insights relays real-time vehicle data like vehicle location, driver performance information and more. Eligible customers must sign up for an account at [www.onstarvehicleinsights.com](http://www.onstarvehicleinsights.com) in order to take advantage of this 48 months offer. Requires an active connected vehicle services plan. The OnStar Vehicle Insights service is included in the price of the vehicle. Total service duration is 48 months. Non-Transferrable. Non-Refundable.

**POZ<sup>2</sup> ONSTAR VEHICLE INSIGHTS - 5 YEARS OF SERVICE.** Includes 60 months of OnStar Vehicle Insights service. OnStar Vehicle Insights provides fleet managers and drivers the tools and data they need to help maximize fleet productivity and help maximize fleet's operational efficiencies. OnStar Vehicle Insights relays real-time vehicle data like vehicle location, driver performance information and more. Eligible customers must sign up for an account at [www.onstarvehicleinsights.com](http://www.onstarvehicleinsights.com) in order to take advantage of this 60 months offer. Requires an active connected vehicle services plan. The OnStar Vehicle Insights service is included in the price of the vehicle. Total service duration is 60 months. Non-Transferrable. Non-Refundable.

1. Requires (UEI) OnStar. Requires one of the following Fleet or Government order types: FLS, FNR, FRC, FBC, FGO or FEF. Not available with a ship-to of Guam, Puerto Rico or the Virgin Islands 2. Vehicle Insights service. OnStar Vehicle Insights provides fleet managers and drivers the tools and data they need to help maximize fleet productivity and help maximize fleet's operational efficiencies. OnStar Vehicle Insights relays real-time vehicle data like vehicle location, driver performance information and more. Eligible customers must sign up for an account at [www.onstarvehicleinsights.com](http://www.onstarvehicleinsights.com) in order to take advantage of this 60 months offer. Requires an active connected vehicle services plan. The OnStar Vehicle Insights service is included in the price of the vehicle. Total service duration is 60 months. NonTransferrable. Non-Refundable.

## MAINTENANCE / LIMITED WARRANTY

<b>SCHEDULED MAINTENANCE</b>	One visit within first year of vehicle delivery <sup>1</sup>
<b>BUMPER-TO-BUMPER LIMITED WARRANTY</b>	3 years/36,000 miles <sup>2</sup> . Bumper-to-Bumper Limited Warranty with no deductible
<b>ELECTRIC VEHICLE PROPULSION LIMITED WARRANTY</b>	Qualified Fleet Customers: 8 Years / 100,000 Miles <sup>2</sup>
<b>TIRES<sup>4</sup></b>	3 years/36,000 miles <sup>2</sup> ; coverage prorated after first 12,000 miles
<b>ROADSIDE ASSISTANCE AND COURTESY TRANSPORTATION</b>	5 years/100,000 miles <span style="float: right;">3</span>
<b>RUST-THROUGH</b>	6 years/100,000 miles <sup>2</sup>
<b>CORROSION</b>	3 years/36,000 miles <sup>2</sup>
<b>WHEEL ALIGNMENT AND BALANCE</b>	Up to 7,500 miles <sup>5</sup>

**1.** Includes first required maintenance visit as stated in vehicle maintenance schedule. Maintenance visit consists of oil change, tire rotation and Multi-Point Vehicle Inspection. Does not include air filters. See participating dealer for other restrictions and complete details. Excludes vehicles ordered with fleet delete option RY9. **2.** Whichever comes first. See dealer for limited warranty details. **3.** Whichever comes first. A Qualified Fleet User is defined as a company that has purchased and registered or leased five (5) or more new cars/or trucks solely for use in its operation during the current or preceding calendar year, model year, preceding twelve (12) month period, or that owns or leases fifteen (15) or more cars and trucks. Excludes rental customers. See dealer for details. **4.** Tires also covered under the Bumper-to-Bumper limited warranty but are prorated based upon mileage. See dealer for limited warranty details. If the vehicle has a warrantable failure, see your Owner's Manual for full details on the Courtesy Transportation program. **5.** Customer maintenance item after 7,500 miles.



GM reserves the right to make changes at any time, without notice, in prices, colors, materials, equipment, specifications, models, and availability. Specifications, dimensions, measurements, ratings, and other numbers in this catalog and other printed materials provided at the dealership or affixed to vehicles are approximates based upon design and engineering drawings and prototypes and laboratory tests. Your vehicle may differ due to variations in manufacture and equipment. Since some information may have been updated since the time of printing, please check with your GM dealer for complete details. Some of the equipment shown or described throughout this publication may be available at extra cost, and/or is supplied by an independent supplier.

Copyright 2024 General Motors. All rights reserved. All text, images, graphics, and other materials in this publication are subject to the copyright and other intellectual property rights of General Motors. These materials may not be reproduced, distributed, or modified without the express written permission of General Motors. The marks appearing in this publication including, but not limited to: GM and the GM logo; Chevrolet and their respective logos, emblems, slogans, and vehicle model names and body designs; and other marks such as GM ENVOLVE and Commercial are trademarks and/or service marks of General Motors, its subsidiaries, affiliates, or licensors.

For more detailed information, contact your District Sales Manager or see the online order guide at [gmevolve.com/police](https://gmevolve.com/police).